

# IT CAREER PATHS:

# Contents

Introduction

Understanding the IT Industry

Advancing to the Next Level

The Traditional IT Hierarchy

Junior-Level Positions

Managerial Roles

What's Next?

IT Specializations

Specialized Software Developer

Data Specialist

Cybersecurity Professional

Elevating Your IT Career

# Introduction

Deloitte's "2020 Technology Industry Outlook"  
edge computing

---



---

---

---

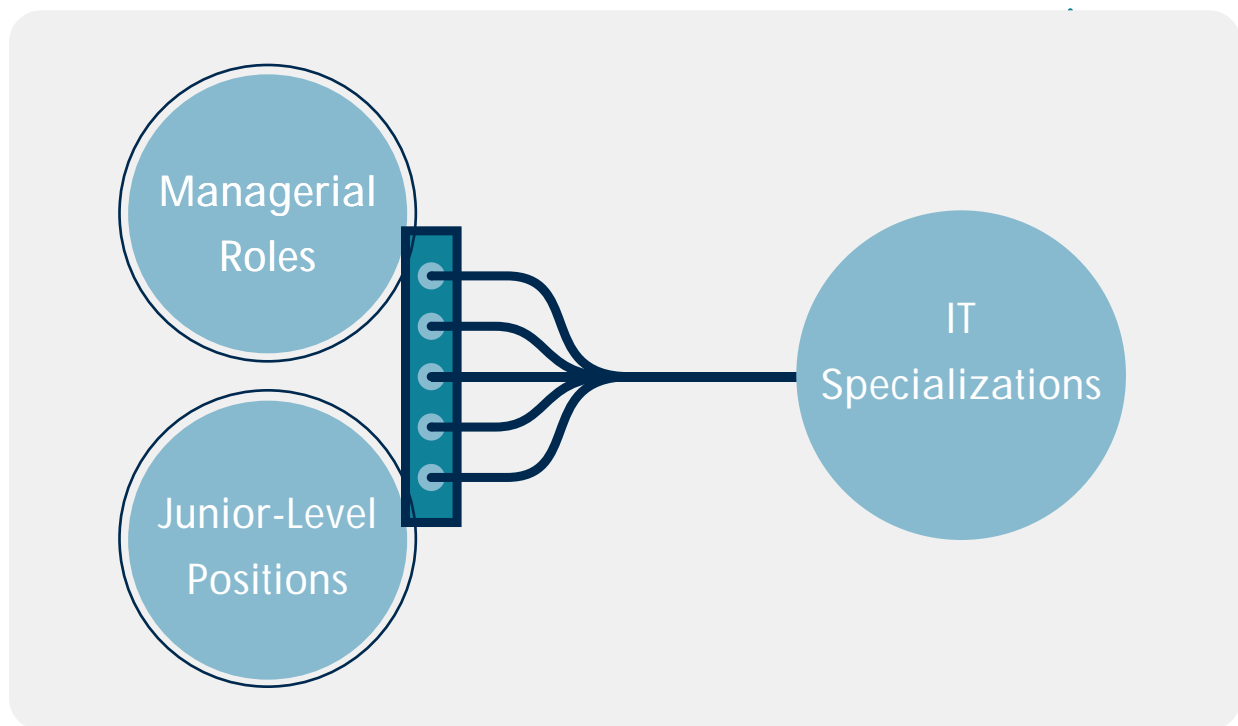
---

---



# IT Hierarchy

IT hierarchy is a structure of roles and positions within an organization. It is a way of organizing the IT department into different levels of responsibility and authority. The hierarchy typically starts with entry-level positions at the bottom and moves up to senior management at the top. The hierarchy is designed to ensure that the IT department is organized in a way that allows for efficient communication and collaboration between different levels of the organization.





## Web and Software Developers

“Developer” is a term that covers a lot of ground. Depending on the context, it could involve software development or database development—or maybe both.



### WHAT DO THEY DO?

Web and software developers design, code, test, and maintain the programs and systems that power the Internet and mobile devices. They work on a variety of projects, from building new websites to improving existing ones. They often collaborate with other professionals, such as designers, project managers, and quality assurance testers.



### HOW MUCH DO THEY MAKE?

Web and software developers earn a median annual salary of \$73,910, according to the Bureau of Labor Statistics. The salary range is wide, with entry-level positions starting at \$41,000 and experienced developers earning up to \$130,000 or more. Factors such as education, experience, and the specific industry can significantly impact a developer's earnings. [PayScale](#), a website that provides salary information for various professions, reports that the average salary for a web developer is \$71,000 per year, with a range from \$41,000 to \$110,000.



### HOW DO YOU BECOME ONE?

Most web and software developers have a bachelor's degree in computer science, software engineering, or a related field. Some may have an associate's degree or a certificate in web development or software development. Hands-on experience is crucial, and many developers gain this through internships, freelance work, or open-source projects. Proficiency in programming languages like JavaScript, Python, and Java, as well as familiarity with web frameworks and databases, are essential skills for this profession.

As the demand for web and software developers continues to grow, professionals in this field can expect to see a variety of career advancement opportunities. From junior developer to senior developer, and eventually to roles like lead developer or software architect, there is a clear path for growth. Continuous learning and staying up-to-date with the latest technologies are key to long-term success in this dynamic industry.

## Systems Administrator

Systems administrators—also called sysadmins—manage a company’s IT infrastructure.

### WHAT DO THEY DO?


Systems administrators manage a company's IT infrastructure, including servers, networks, and software. They monitor system performance, troubleshoot issues, and ensure security. They also manage user accounts and permissions, and may be responsible for disaster recovery planning and implementation.

### HOW MUCH DO THEY MAKE?

Systems administrators earn an average salary of \$65,000 per year, according to the Bureau of Labor Statistics. The median annual wage for systems administrators is \$65,000. The lowest 10 percent of systems administrators earn less than \$45,000, and the highest 10 percent earn more than \$95,000.














# Specializations





## Specialized Software Developer

To keep up with the rapidly shifting IT landscape, companies are continually looking for IT professionals who can help them build products for emerging fields.

Artificial intelligence (AI) is a branch of computer science that aims to create machines that can think and learn like humans. AI is used in a variety of applications, including image recognition, natural language processing, and recommendation systems. AI is also being used to develop self-driving cars and to create virtual assistants like Siri and Alexa.

### **ARTIFICIAL INTELLIGENCE**


Artificial intelligence (AI) is a branch of computer science that aims to create machines that can think and learn like humans. AI is used in a variety of applications, including image recognition, natural language processing, and recommendation systems. AI is also being used to develop self-driving cars and to create virtual assistants like Siri and Alexa.

## CLOUD COMPUTING

Salary ranges for Cloud Computing roles are shown below, based on data from Glassdoor and PayScale.

Role	Salary Range (\$)
Cloud Architect	\$100,000 - \$150,000
Cloud Engineer	\$80,000 - \$120,000
Cloud Solutions Architect	\$90,000 - \$140,000
Cloud Support	\$60,000 - \$90,000
Cloud Administrator	\$70,000 - \$100,000
Cloud Analyst	\$75,000 - \$110,000
Cloud Consultant	\$85,000 - \$130,000
Cloud Developer	\$95,000 - \$145,000
Cloud Infrastructure Engineer	\$85,000 - \$125,000
Cloud Network Engineer	\$90,000 - \$135,000
Cloud Security Engineer	\$105,000 - \$155,000
Cloud Systems Administrator	\$70,000 - \$105,000
Cloud Technical Support	\$65,000 - \$95,000
Cloud Operations	\$75,000 - \$115,000
Cloud Project Manager	\$95,000 - \$140,000
Cloud Sales	\$80,000 - \$120,000
Cloud Training	\$70,000 - \$100,000
Cloud Vendor Management	\$85,000 - \$125,000
Cloud Compliance	\$90,000 - \$130,000
Cloud Integration	\$95,000 - \$140,000
Cloud Migration	\$100,000 - \$145,000
Cloud Optimization	\$85,000 - \$125,000
Cloud Performance	\$90,000 - \$135,000
Cloud Reliability	\$95,000 - \$140,000
Cloud Scalability	\$100,000 - \$145,000
Cloud Security	\$105,000 - \$150,000
Cloud Usability	\$80,000 - \$120,000
Cloud User Experience	\$85,000 - \$125,000
Cloud Workflow	\$90,000 - \$130,000
Cloud Automation	\$95,000 - \$135,000
Cloud Configuration	\$75,000 - \$110,000
Cloud Deployment	\$80,000 - \$115,000
Cloud Monitoring	\$85,000 - \$120,000
Cloud Troubleshooting	\$70,000 - \$100,000
Cloud Documentation	\$65,000 - \$95,000
Cloud Research	\$90,000 - \$130,000
Cloud Innovation	\$100,000 - \$140,000
Cloud Strategy	\$110,000 - \$150,000
Cloud Governance	\$95,000 - \$135,000
Cloud Policy	\$85,000 - \$125,000
Cloud Standards	\$90,000 - \$130,000
Cloud Best Practices	\$95,000 - \$135,000
Cloud Case Studies	\$100,000 - \$140,000
Cloud Whitepapers	\$105,000 - \$145,000
Cloud Webinars	\$110,000 - \$150,000
Cloud Conferences	\$115,000 - \$155,000
Cloud Workshops	\$120,000 - \$160,000
Cloud Seminars	\$125,000 - \$165,000
Cloud Courses	\$130,000 - \$170,000
Cloud Certifications	\$135,000 - \$175,000
Cloud Training Programs	\$140,000 - \$180,000
Cloud Career Paths	\$145,000 - \$185,000
Cloud Job Postings	\$150,000 - \$190,000
Cloud Resumes	\$155,000 - \$195,000
Cloud Interviews	\$160,000 - \$200,000
Cloud Negotiations	\$165,000 - \$205,000
Cloud Offer Letters	\$170,000 - \$210,000
Cloud Contracts	\$175,000 - \$215,000
Cloud Agreements	\$180,000 - \$220,000
Cloud Licenses	\$185,000 - \$225,000
Cloud Subscriptions	\$190,000 - \$230,000
Cloud Services	\$195,000 - \$235,000
Cloud Products	\$200,000 - \$240,000
Cloud Solutions	\$205,000 - \$245,000
Cloud Platforms	\$210,000 - \$250,000
Cloud Tools	\$215,000 - \$255,000
Cloud Frameworks	\$220,000 - \$260,000
Cloud Libraries	\$225,000 - \$265,000
Cloud Packages	\$230,000 - \$270,000
Cloud Bundles	\$235,000 - \$275,000
Cloud Suites	\$240,000 - \$280,000
Cloud Ecosystems	\$245,000 - \$285,000
Cloud Networks	\$250,000 - \$290,000
Cloud Communities	\$255,000 - \$295,000
Cloud Groups	\$260,000 - \$300,000
Cloud Forums	\$265,000 - \$305,000
Cloud Blogs	\$270,000 - \$310,000
Cloud Podcasts	\$275,000 - \$315,000
Cloud Newsletters	\$280,000 - \$320,000
Cloud Reports	\$285,000 - \$325,000
Cloud Studies	\$290,000 - \$330,000
Cloud Surveys	\$295,000 - \$335,000
Cloud Interviews	\$300,000 - \$340,000
Cloud Focus Groups	\$305,000 - \$345,000
Cloud User Testing	\$310,000 - \$350,000
Cloud Analytics	\$315,000 - \$355,000
Cloud Metrics	\$320,000 - \$360,000
Cloud KPIs	\$325,000 - \$365,000
Cloud Dashboards	\$330,000 - \$370,000
Cloud Visualizations	\$335,000 - \$375,000
Cloud Charts	\$340,000 - \$380,000
Cloud Tables	\$345,000 - \$385,000
Cloud Forms	\$350,000 - \$390,000
Cloud Widgets	\$355,000 - \$395,000
Cloud Components	\$360,000 - \$400,000
Cloud Modules	\$365,000 - \$405,000
Cloud Packages	\$370,000 - \$410,000
Cloud Bundles	\$375,000 - \$415,000
Cloud Suites	\$380,000 - \$420,000
Cloud Ecosystems	\$385,000 - \$425,000
Cloud Networks	\$390,000 - \$430,000
Cloud Communities	\$395,000 - \$435,000
Cloud Groups	\$400,000 - \$440,000
Cloud Forums	\$405,000 - \$445,000
Cloud Blogs	\$410,000 - \$450,000
Cloud Podcasts	\$415,000 - \$455,000
Cloud Newsletters	\$420,000 - \$460,000
Cloud Reports	\$425,000 - \$465,000
Cloud Studies	\$430,000 - \$470,000
Cloud Surveys	\$435,000 - \$475,000
Cloud Interviews	\$440,000 - \$480,000
Cloud Focus Groups	\$445,000 - \$485,000
Cloud User Testing	\$450,000 - \$490,000
Cloud Analytics	\$455,000 - \$495,000
Cloud Metrics	\$460,000 - \$500,000
Cloud KPIs	\$465,000 - \$505,000
Cloud Dashboards	\$470,000 - \$510,000
Cloud Visualizations	\$475,000 - \$515,000
Cloud Charts	\$480,000 - \$520,000
Cloud Tables	\$485,000 - \$525,000
Cloud Forms	\$490,000 - \$530,000
Cloud Widgets	\$495,000 - \$535,000
Cloud Components	\$500,000 - \$540,000
Cloud Modules	\$505,000 - \$545,000
Cloud Packages	\$510,000 - \$550,000
Cloud Bundles	\$515,000 - \$555,000
Cloud Suites	\$520,000 - \$560,000
Cloud Ecosystems	\$525,000 - \$565,000
Cloud Networks	\$530,000 - \$570,000
Cloud Communities	\$535,000 - \$575,000
Cloud Groups	\$540,000 - \$580,000
Cloud Forums	\$545,000 - \$585,000
Cloud Blogs	\$550,000 - \$590,000
Cloud Podcasts	\$555,000 - \$595,000
Cloud Newsletters	\$560,000 - \$600,000
Cloud Reports	\$565,000 - \$605,000
Cloud Studies	\$570,000 - \$610,000
Cloud Surveys	\$575,000 - \$615,000
Cloud Interviews	\$580,000 - \$620,000
Cloud Focus Groups	\$585,000 - \$625,000
Cloud User Testing	\$590,000 - \$630,000
Cloud Analytics	\$595,000 - \$635,000
Cloud Metrics	\$600,000 - \$640,000
Cloud KPIs	\$605,000 - \$645,000
Cloud Dashboards	\$610,000 - \$650,000
Cloud Visualizations	\$615,000 - \$655,000
Cloud Charts	\$620,000 - \$660,000
Cloud Tables	\$625,000 - \$665,000
Cloud Forms	\$630,000 - \$670,000
Cloud Widgets	\$635,000 - \$675,000
Cloud Components	\$640,000 - \$680,000
Cloud Modules	\$645,000 - \$685,000
Cloud Packages	\$650,000 - \$690,000
Cloud Bundles	\$655,000 - \$695,000
Cloud Suites	\$660,000 - \$700,000
Cloud Ecosystems	\$665,000 - \$705,000
Cloud Networks	\$670,000 - \$710,000
Cloud Communities	\$675,000 - \$715,000
Cloud Groups	\$680,000 - \$720,000
Cloud Forums	\$685,000 - \$725,000
Cloud Blogs	\$690,000 - \$730,000
Cloud Podcasts	\$695,000 - \$735,000
Cloud Newsletters	\$700,000 - \$740,000
Cloud Reports	\$705,000 - \$745,000
Cloud Studies	\$710,000 - \$750,000
Cloud Surveys	\$715,000 - \$755,000
Cloud Interviews	\$720,000 - \$760,000
Cloud Focus Groups	\$725,000 - \$765,000
Cloud User Testing	\$730,000 - \$770,000
Cloud Analytics	\$735,000 - \$775,000
Cloud Metrics	\$740,000 - \$780,000
Cloud KPIs	\$745,000 - \$785,000
Cloud Dashboards	\$750,000 - \$790,000
Cloud Visualizations	\$755,000 - \$795,000
Cloud Charts	\$760,000 - \$800,000
Cloud Tables	\$765,000 - \$805,000
Cloud Forms	\$770,000 - \$810,000
Cloud Widgets	\$775,000 - \$815,000
Cloud Components	\$780,000 - \$820,000
Cloud Modules	\$785,000 - \$825,000
Cloud Packages	\$790,000 - \$830,000
Cloud Bundles	\$795,000 - \$835,000
Cloud Suites	\$800,000 - \$840,000
Cloud Ecosystems	\$805,000 - \$845,000
Cloud Networks	\$810,000 - \$850,000
Cloud Communities	\$815,000 - \$855,000
Cloud Groups	\$820,000 - \$860,000
Cloud Forums	\$825,000 - \$865,000
Cloud Blogs	\$830,000 - \$870,000
Cloud Podcasts	\$835,000 - \$875,000
Cloud Newsletters	\$840,000 - \$880,000
Cloud Reports	\$845,000 - \$885,000
Cloud Studies	\$850,000 - \$890,000
Cloud Surveys	\$855,000 - \$895,000
Cloud Interviews	\$860,000 - \$900,000
Cloud Focus Groups	\$865,000 - \$905,000
Cloud User Testing	\$870,000 - \$910,000
Cloud Analytics	\$875,000 - \$915,000
Cloud Metrics	\$880,000 - \$920,000
Cloud KPIs	\$885,000 - \$925,000
Cloud Dashboards	\$890,000 - \$930,000
Cloud Visualizations	\$895,000 - \$935,000
Cloud Charts	\$900,000 - \$940,000
Cloud Tables	\$905,000 - \$945,000
Cloud Forms	\$910,000 - \$950,000
Cloud Widgets	\$915,000 - \$955,000
Cloud Components	\$920,000 - \$960,000
Cloud Modules	\$925,000 - \$965,000
Cloud Packages	\$930,000 - \$970,000
Cloud Bundles	\$935,000 - \$975,000
Cloud Suites	\$940,000 - \$980,000
Cloud Ecosystems	\$945,000 - \$985,000
Cloud Networks	\$950,000 - \$990,000
Cloud Communities	\$955,000 - \$995,000
Cloud Groups	\$960,000 - \$1,000,000
Cloud Forums	\$965,000 - \$1,005,000
Cloud Blogs	\$970,000 - \$1,010,000
Cloud Podcasts	\$975,000 - \$1,015,000
Cloud Newsletters	\$980,000 - \$1,020,000
Cloud Reports	\$985,000 - \$1,025,000
Cloud Studies	\$990,000 - \$1,030,000
Cloud Surveys	\$995,000 - \$1,035,000
Cloud Interviews	\$1,000,000 - \$1,040,000
Cloud Focus Groups	\$1,005,000 - \$1,045,000
Cloud User Testing	\$1,010,000 - \$1,050,000
Cloud Analytics	\$1,015,000 - \$1,055,000
Cloud Metrics	\$1,020,000 - \$1,060,000
Cloud KPIs	\$1,025,000 - \$1,065,000
Cloud Dashboards	\$1,030,000 - \$1,070,000
Cloud Visualizations	\$1,035,000 - \$1,075,000
Cloud Charts	\$1,040,000 - \$1,080,000
Cloud Tables	\$1,045,000 - \$1,085,000
Cloud Forms	\$1,050,000 - \$1,090,000
Cloud Widgets	\$1,055,000 - \$1,095,000
Cloud Components	\$1,060,000 - \$1,100,000
Cloud Modules	\$1,065,000 - \$1,105,000
Cloud Packages	\$1,070,000 - \$1,110,000
Cloud Bundles	\$1,075,000 - \$1,115,000
Cloud Suites	\$1,080,000 - \$1,120,000
Cloud Ecosystems	\$1,085,000 - \$1,125,000
Cloud Networks	\$1,090,000 - \$1,130,000
Cloud Communities	\$1,095,000 - \$1,135,000
Cloud Groups	\$1,100,000 - \$1,140,000
Cloud Forums	\$1,105,000 - \$1,145,000
Cloud Blogs	\$1,110,000 - \$1,150,000
Cloud Podcasts	\$1,115,000 - \$1,155,000
Cloud Newsletters	\$1,120,000 - \$1,160,000
Cloud Reports	\$1,125,000 - \$1,165,000
Cloud Studies	\$1,130,000 - \$1,170,000
Cloud Surveys	\$1,135,000 - \$1,175,000
Cloud Interviews	\$1,140,000 - \$1,180,000
Cloud Focus Groups	\$1,145,000 - \$1,185,000
Cloud User Testing	\$1,150,000 - \$1,190,000
Cloud Analytics	\$1,155,000 - \$1,195,000
Cloud Metrics	\$1,160,000 - \$1,200,000
Cloud KPIs	\$1,165,000 - \$1,205,000
Cloud Dashboards	\$1,170,000 - \$1,210,000
Cloud Visualizations	\$1,175,000 - \$1,215,000
Cloud Charts	\$1,180,000 - \$1,220,000
Cloud Tables	\$1,185,000 - \$1,225,000
Cloud Forms	\$1,190,000 - \$1,230,000
Cloud Widgets	\$1,195,000 - \$1,235,000
Cloud Components	\$1,200,000 - \$1,240,000
Cloud Modules	\$1,205,000 - \$1,245,000
Cloud Packages	\$1,210,000 - \$1,250,000
Cloud Bundles	\$1,215,000 - \$1,255,000
Cloud Suites	\$1,220,000 - \$1,260,000
Cloud Ecosystems	\$1,225,000 - \$1,265,000
Cloud Networks	\$1,230,000 - \$1,270,000
Cloud Communities	\$1,235,000 - \$1,275,000
Cloud Groups	\$1,240,000 - \$1,280,000
Cloud Forums	\$1,245,000 - \$1,285,000
Cloud Blogs	\$1,250,000 - \$1,290,000
Cloud Podcasts	\$1,255,000 - \$1,295,000
Cloud Newsletters	\$1,260,000 - \$1,300,000
Cloud Reports	\$1,265,000 - \$1,305,000
Cloud Studies	\$1,270,000 - \$1,310,000
Cloud Surveys	\$1,275,000 - \$1,315,000
Cloud Interviews	\$1,280,000 - \$1,320,000
Cloud Focus Groups	\$1,285,000 - \$1,325,000
Cloud User Testing	\$1,290,000 - \$1,330,000
Cloud Analytics	\$1,295,000 - \$1,335,000
Cloud Metrics	\$1,300,000 - \$1,340,000
Cloud KPIs	\$1,305,000 - \$1,345,000
Cloud Dashboards	\$1,310,000 - \$1,350,000
Cloud Visualizations	\$1,315,000 - \$1,355,000
Cloud Charts	\$1,320,000 - \$1,360,000
Cloud Tables	\$1,325,000 - \$1,365,000
Cloud Forms	\$1,330,000 - \$1,370,000
Cloud Widgets	\$1,335,000 - \$1,375,000
Cloud Components	\$1,340,000 - \$1,380,000
Cloud Modules	\$1,345,000 - \$1,385,000
Cloud Packages	\$1,350,000 - \$1,390,000
Cloud Bundles	\$1,355,000 - \$1,395,000
Cloud Suites	\$1,360,000 - \$1,400,000
Cloud Ecosystems	\$1,365,000 - \$1,405,000
Cloud Networks	\$1,370,000 - \$1,410,000
Cloud Communities	\$1,375,000 - \$1,415,000
Cloud Groups	\$1,380,000 - \$1,420,000
Cloud Forums	\$1,385,000 - \$1,425,000
Cloud Blogs	\$1,390,000 - \$1,430,000
Cloud Podcasts	\$1,395,000 - \$1,435,000
Cloud Newsletters	\$1,400,000 - \$1,440,000
Cloud Reports	\$1,405,000 - \$1,445,000
Cloud Studies	\$1,410,000 - \$1,450,000
Cloud Surveys	\$1,415,000 - \$1,455,000
Cloud Interviews	\$1,420,000 - \$1,460,000
Cloud Focus Groups	\$1,425,000 - \$1,465,000
Cloud User Testing	\$1,430,000 - \$1,470,000
Cloud Analytics	\$1,435,000 - \$1,475,000
Cloud Metrics	\$1,440,000 - \$1,480,000
Cloud KPIs	\$1,445,000 - \$1,485,000
Cloud Dashboards	\$1,450,000 - \$1,490,000
Cloud Visualizations	\$1,455,000 - \$1,495,000
Cloud Charts	\$1,460,000 - \$1,500,000
Cloud Tables	\$1,465,000 - \$1,505,000
Cloud Forms	\$1,470,000 - \$1,510,000
Cloud Widgets	\$1,475,000 - \$1,515,000
Cloud Components	\$1,480,000 - \$1,520,000
Cloud Modules	\$1,485,000 - \$1,525,000
Cloud Packages	\$1,490,000 - \$1,530,000
Cloud Bundles	\$1,495,000 - \$1,535,000
Cloud Suites	\$1,500,000 - \$1,540,000
Cloud Ecosystems	\$1,505,000 - \$1,545,000
Cloud Networks	\$1,510,000 - \$1,550,000
Cloud Communities	\$1,515,000 - \$1,555,000
Cloud Groups	\$1,520,000 - \$1,560,000
Cloud Forums	\$1,525,000 - \$1,565,000
Cloud Blogs	\$1,530,000 - \$1,570,000
Cloud Podcasts	\$1,535,000 - \$1,575,000
Cloud Newsletters	\$1,540,000 - \$1,580,000
Cloud Reports	\$1,545,000 - \$1,585,000
Cloud Studies	\$1,550,000 - \$1,590,000
Cloud Surveys	\$1,555,000 - \$1,595,000
Cloud Interviews	\$1,560,000 - \$1,600,000
Cloud Focus Groups	\$1,565,000 - \$1,605,000
Cloud User Testing	\$1,570,000 - \$1,610,000
Cloud Analytics	\$1,575,000 - \$1,615,000
Cloud Metrics	\$1,580,000 - \$1,620,000
Cloud KPIs	\$1,585,000 - \$1,625,000
Cloud Dashboards	\$1,590,000 - \$1,630,000
Cloud Visualizations	\$1,595,000 - \$1,635,000
Cloud Charts	\$1,600,000 - \$1,640,000
Cloud Tables	\$1,605,000 - \$1,645,000
Cloud Forms	\$1,610,000 - \$1,650,000
Cloud Widgets	\$1,615,000 - \$1,655,000
Cloud Components	\$1,620,000 - \$1,660,000
Cloud Modules	\$1,625,000 - \$1,665,000
Cloud Packages	\$1,630,000 - \$1,670,000
Cloud Bundles	\$1,635,000 - \$1,675,000
Cloud Suites	\$1,640,000 - \$1,680,000
Cloud Ecosystems	\$1,645,000 - \$1,685,000
Cloud Networks	\$1,650,000 - \$1,690,000
Cloud Communities	\$1,655,000 - \$1,695,000
Cloud Groups	\$1,660,000 - \$1,700,000
Cloud Forums	\$1,665,000 - \$1,705,000
Cloud Blogs	\$1,670,000 - \$1,710,000
Cloud Podcasts	\$1,675,000 - \$1,715,000
Cloud Newsletters	\$1,680,000 - \$1,720,000
Cloud Reports	\$1,685,000 - \$1,725,000
Cloud Studies	\$1,690,000 - \$1,730,000
Cloud Surveys	\$1,695,







## Cybersecurity Professional

Because of rising cyberattacks, hacks, and data breaches, cybersecurity professionals are in record demand. According to a report from [IBM and the Ponemon Institute](#), the average cost of a data breach is \$3.92 million, so companies are desperate to ensure that their data is safe.

[Statistics](#), [cybersecurity talent gap](#), [Bureau of Labor](#)  
[2020](#), [CyberSeek](#)



# Elevating Your IT Career

IT is a field filled with opportunity, especially if you're ambitious and interested in learning new things.

Earning a degree can help you move up the ladder quickly—especially if you're moving from a more general position into a specialized or administrative role. Coupled with on-the-job experience, education can help position IT pros for continued success in the field of their choice.

With the right degree, you can leverage your IT experience and move into a new and exciting role. There are many degrees that can help you advance your career.

[Check them out](#) and see what a degree can do for your IT career.