




THANK YOU!



# WELCOME

After you have reviewed this presentation, you will gain a better understanding of:

- WGU's Field Experience
- Your role as Preceptor
- Student expectations
- WGU Resources



Community Health. Retrieved from  
[http://hlkn.education.tamu.edu/sites/hlknweb.tamu.edu/files/styles/main\\_page\\_photo/public/community.jpg?itok=laQKEqPB](http://hlkn.education.tamu.edu/sites/hlknweb.tamu.edu/files/styles/main_page_photo/public/community.jpg?itok=laQKEqPB).

# WHAT IS THE WGU BSN FIELD EXPERIENCE?


## Field Experiences (FE)

Include a combination of direct and/or indirect hours through which professional practice and simulation experiences are supervised, verified, evaluated, and documented

# WGU BSN FIELD EXPERIENCE?

D224 - Global Health & Population  
Restorative and Preventative Care

In the required (35 direct care hours + 20 indirect care hours) student field experience, the student will become familiar with the many methods nurses use to interact within their communities



# FIELD EXPERIENCE D224

## Wellness/Disease Prevention and Regenerative/Restorative Care Field Experience

Wellness/Disease Prevention – identify a population at-risk for health issues from the community assessment and focus on the direct care to prevent these issues for the population such as patient assessment, education, planning.

Regenerative/Restorative- identify a population with current health issue/disease and focus upon care needs of this population by completing

# FIELD EXPERIENCE D225

## Chronic Disease Management and Palliative/Hospice Care Field Experience

Chronic Disease Management – identify a population with chronic disease and focus on direct care hours for health maintenance such as patient assessment, education, planning related to this population.

Palliative/Hospice Care – identify a population with life-limiting or end-of-life issues and focus upon care needs to support or maintain quality of life by completing direct care hours such as patient assessment, education, planning, or communication with thisisunicant arn91.25 Tm0 0.184 0.318 rg0 0.184 0.318 RG(

# STUDENT/PRECEPTOR CONNECTION

The WGU BSN Student identifies a nursing preceptor at the clinical site who is available to facilitate direct care field experiences.

Preceptors will provide direct clinical experiences appropriate to the course to include:

D224 – Wellness/Disease Prevention and Regenerative/Restorative Care

D225 - Hospice/ Palliative Care and Chronic Disease Management


(All hours are to be completed outside of regular work hours)

Hours must be spent working with the preceptor during direct patient care. Students may spend a maximum of 8 hours attending interdisciplinary patient care meetings, working with other healthcare members with delegated tasks from preceptor, or review of patient records or documentation.

## Unapproved activities

Anything related to your current work position (e.g., CPR training, work shifts, training, orientation, courses, classes, or conferences) are not acceptable for this project, nor are drive time, orientation, or other logistical or administrative tasks (e.g., obtaining a facility badge).





# STUDENT RESPONSIBILITIES

The Student will:

Network to identify appropriate site(s) and preceptor(s) for field experiences that are applicable for the course

Explore the background, demographics, and clinical site information to prepare for the experience

Plan and scheduled field experience hours with their preceptor outside of regular work hours

Maintain contact with the Preceptor to discuss progress at agreed upon times/dates

Submit the completed time logs for each field experience day

Notify the preceptor of time logs ready for approval


# TIME LOGS

Approved activities which can be included in a time log:

Hours spent working with the preceptor during direct patient care including assessments, education, communications and patient care activities.

Students may spend a maximum of 8 hours attending interdisciplinary patient care meetings, working with other healthcare members with delegated tasks from the preceptor, or review of patient records or documentation.

NOTE:



# SUPPORT STRUCTURE FOR THE FIELD EXPERIENCE

WGU Faculty and Resources

Course Instructor

Program Mentor

Clinical Learning and Placement Support



# CLINICAL LEARNING AND PLACEMENT SUPPORT

The Clinical and Placement Support Team will:

Confirm student's completion of all site-specific compliance requirements (e.g. immunizations, background checks, all onboarding.)

Establish Affiliation Agreements or Memorandums of Understanding with health facilities to provide students an opportunity to work with the organization

Be the primary point of contact for all communication regarding documentation and site-specific paperwork required for the Field Experience Placement.

Provide the official Clearance Confirmation Emails advising a student is fully cleared to begin their Clinical Placement.

# COURSE INSTRUCTOR RESPONSIBILITIES

The Course Instructor is a WGU faculty member who will:

Act as a liaison between students, preceptors, and WGU

Maintain regular communication with Student and Preceptor

Act as the student's primary resource for oversight of the learning objectives

# PROGRAM MENTOR RESPONSIBILITIES

The Program Mentor is a WGU employee who will:

- Provide an on-going collaboration with students as they move throughout the WGU course-6(U)-US\$yg





# NURSING PROGRAMS CONCEPTUAL MODEL

## BSN Program Outcomes

The WGU Bachelor's Degree in Nursing Program graduate will:

1. Demonstrate effective communication in oral, written, interpersonal, and electronic modes.
2. Make clinical judgments based on the best available evidence



